

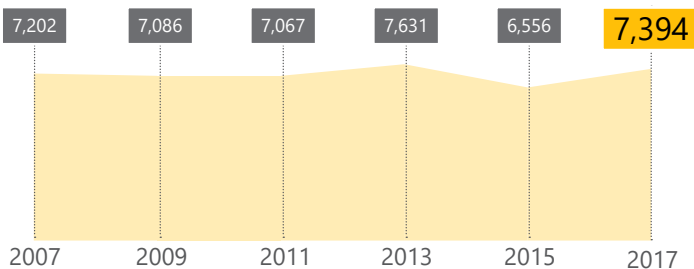
SANTA CLARA COUNTY

2017 HOMELESS CENSUS & SURVEY EXECUTIVE SUMMARY

Every two years, during the last 10 days of January, communities across the country conduct comprehensive counts of the local homeless populations in order to measure the prevalence of homelessness in each local Continuum of Care.

The 2017 Santa Clara County Census and Survey was a community-wide effort conducted on January 24 and 25, 2017. In the weeks following the street count, a survey was administered to 587 unsheltered and sheltered homeless individuals, in order to profile their experience and characteristics.

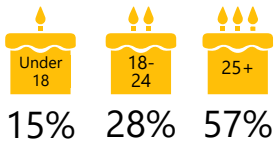
Census Population: Longitudinal Trend



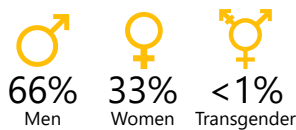
2017 Sheltered/Unsheltered Population



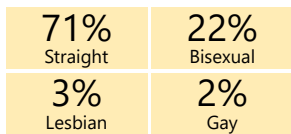
Age



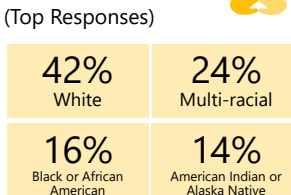
Gender



Sexual Orientation (Top 4 Responses)



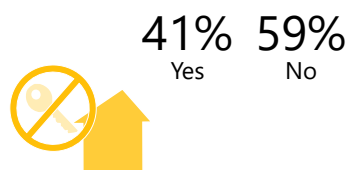
Race (Top Responses)




Ethnicity




First Episode of Homelessness



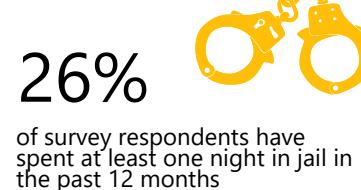
Age at First Episode of Homelessness



Foster Care



Justice System Involvement



Subpopulation Data*




Residence Prior to Homelessness



Length of Time in Santa Clara County

(of those living in Santa Clara County prior to becoming homelessness)



Duration of Current Episode of Homelessness



3%
30 days or less

33%
1-11 months

64%
1 year or more

Primary Event or Condition That Led to Homelessness*

(Top 6 Responses)



37% Lost Job	20% Alcohol or Drug Use	16% Eviction
14% Divorce/Seperation/ Breakup	13% Argument with Family/ Friend	6% Incarceration

Interest in Permanent Housing

89%

of survey respondents said YES when asked if they would accept affordable permanent housing if it became available tomorrow.



Obstacles to Permanent Housing*

(Top 4 Responses)



62% Can't Afford Rent	56% No Job/ Income
23% No Money for Moving Costs	20% Bad Credit

What is a disabling condition?



64%

of survey respondents reported a disabling condition

A disabling condition is defined by HUD as a developmental disability, HIV/AIDS, or a long-term physical or mental impairment that impacts a person's ability to live independently but could be improved with stable housing.

Health Conditions*

Current health conditions affecting housing stability or employment

(Note: Multiple response question, numbers will not total to 100%)



48%

Drug or Alcohol abuse



38%

Psychiatric or Emotional Conditions



31%

Physical Disability



27%

Chronic Health Problems



22%

Post-Traumatic Stress Disorder



9%

Traumatic Brain Injury



2%

AIDS/HIV Related Illness

Current Accommodation



36%
Shelter



35%
Outdoors/
Streets/Parks
Encampment



8%
Vehicle



14%
Structure not
Meant for
Habitation



8%
Motel/
Hotel

Services and Assistance



76%

of survey respondents reported receiving government benefits

Reasons for Not Receiving Any Government Assistance*

(Top 6 Responses)

39% Don't Want Gov't Assistance	17% Don't Think I'm Eligible
14% Never Applied	11% No ID
9% No Permanent Address	7% Turned Down

Services Currently Accessing*

(Top 6 Responses)

80% Meal Services	41% Bus Passes
28% Community Drop-In Center	18% Religious Based Services
10% Job/Employment Services	8% Outreach Services

*Subpopulation Definitions

Chronically Homeless

An individual with a disabling condition or a family with a head of household with a disabling condition who:

- » Has been continuously homeless for 1 year or more and/or;
- » Has experienced 4 or more episodes of homelessness within the past 3 years.

Veterans

Persons who have served on active duty in the Armed Forces of the United States. This does not include inactive military reserves or the National Guard unless the person was called up to active duty.

Families

A household with at least one adult member (persons 18 or older) and at least one child member (persons under 18).

Unaccompanied Children

Children under the age of 18 who are homeless and living without a parent or legal guardian.

Transition-Age Youth

Young adults between the ages of 18 and 24 years old.

* Multiple response question, results may not add up to 100%.

The complete comprehensive report includes a more detailed profile of the characteristics of those experiencing homelessness in Santa Clara County. It can be found at www.sccgov.org/homelesscount

Source: Applied Survey Research. (2017). Santa Clara County Homeless Census & Survey. Watsonville, CA.