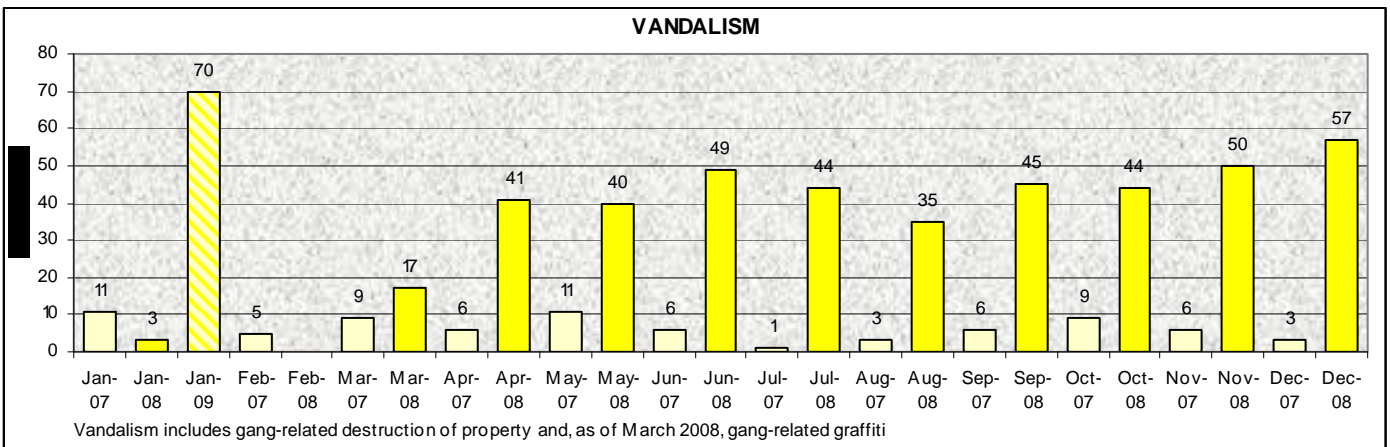
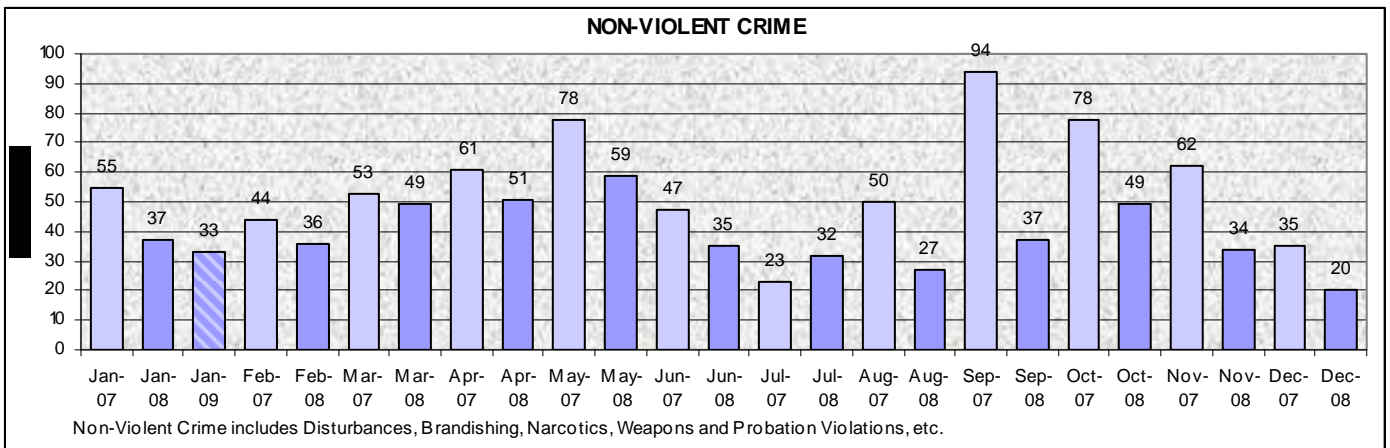
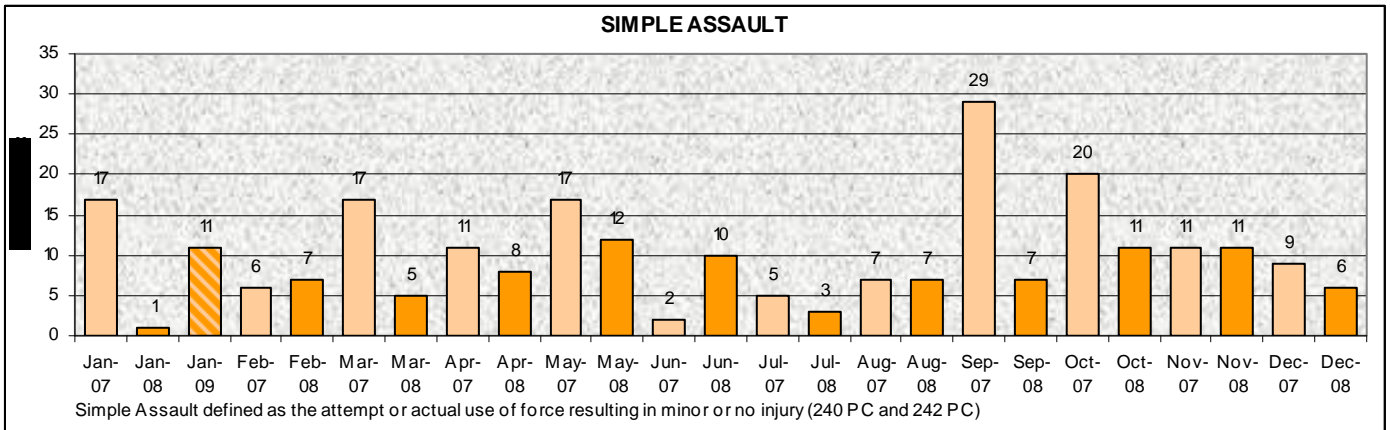
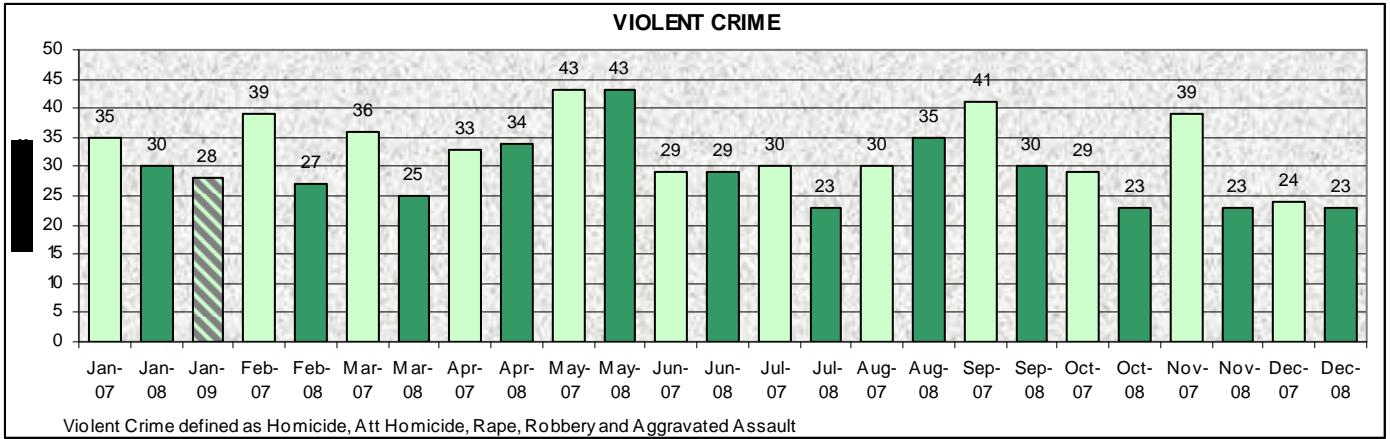
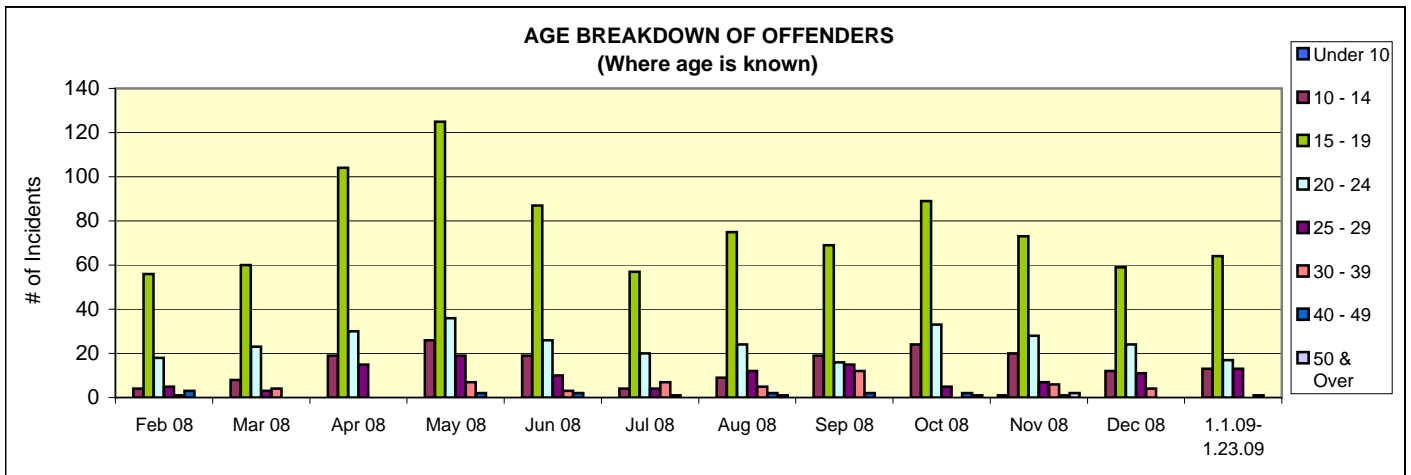


**GANG RELATED INCIDENTS**  
 Violent Crime, Simple Assault, Non-Violent Crime and Vandalism  
 January 1, 2007 – January 31, 2009

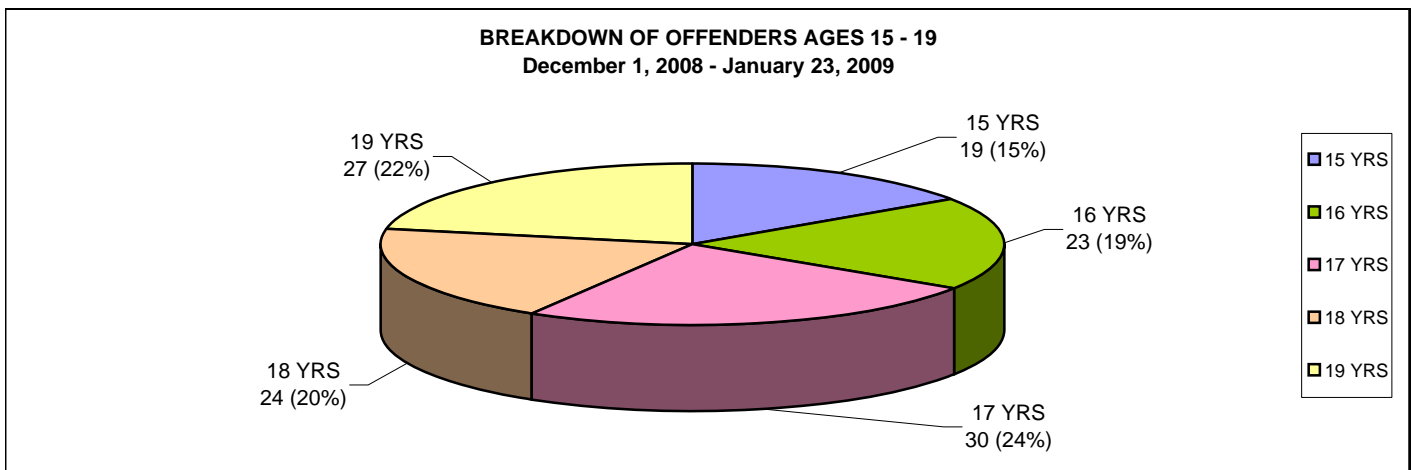


**GANG RELATED INCIDENTS  
AGE BREAKDOWN OF OFFENDERS  
February 1, 2008 - January 23, 2009**

<b>OFFENDER BREAKDOWN</b>													
Age Range	Feb 08	Mar 08	Apr 08	May 08	Jun 08	Jul 08	Aug 08	Sep 08	Oct 08	Nov 08	Dec 08	1.1.09-1.23.09	Grand Total
Under 10										1			1
10 - 14	4	8	19	26	19	4	9	19	24	20	12	13	177
15 - 19	56	60	104	125	87	57	75	69	89	73	59	64	918
20 - 24	18	23	30	36	26	20	24	16	33	28	24	17	295
25 - 29	5	3	15	19	10	4	12	15	5	7	11	13	119
30 - 39	1	4		7	3	7	5	12		6	4		49
40 - 49	3			2	2	1	2	2	2	1		1	16
50 & Over							1		1	2			4
UNK	46	57	21	39	10	20	30	19	20	24	14	23	323
<b>TOTAL</b>	<b>133</b>	<b>155</b>	<b>189</b>	<b>254</b>	<b>157</b>	<b>113</b>	<b>158</b>	<b>152</b>	<b>174</b>	<b>162</b>	<b>124</b>	<b>131</b>	<b>1902</b>



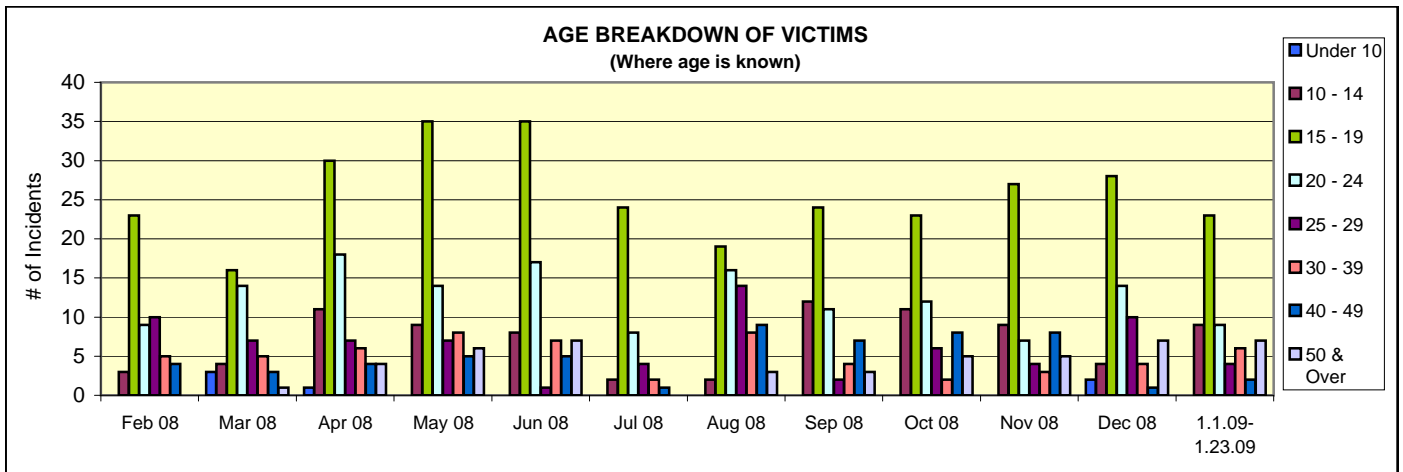
<b>BREAKDOWN OF OFFENDER AGE RANGE 15 - 19</b>													
Age	Feb 08	Mar 08	Apr 08	May 08	Jun 08	Jul 08	Aug 08	Sep 08	Oct 08	Nov 08	Dec 08	1.1.09-1.23.09	Grand Total
15	8	12	16	20	7	14	11	16	10	10	14	5	143
16	12	17	20	34	26	11	11	24	23	16	9	14	217
17	11	10	27	25	15	13	21	12	24	17	10	20	205
18	15	11	23	23	22	12	10	6	23	10	13	11	179
19	10	10	18	23	17	7	22	11	9	20	13	14	174
<b>TOTAL</b>	<b>56</b>	<b>60</b>	<b>104</b>	<b>125</b>	<b>87</b>	<b>57</b>	<b>75</b>	<b>69</b>	<b>89</b>	<b>73</b>	<b>59</b>	<b>64</b>	<b>918</b>



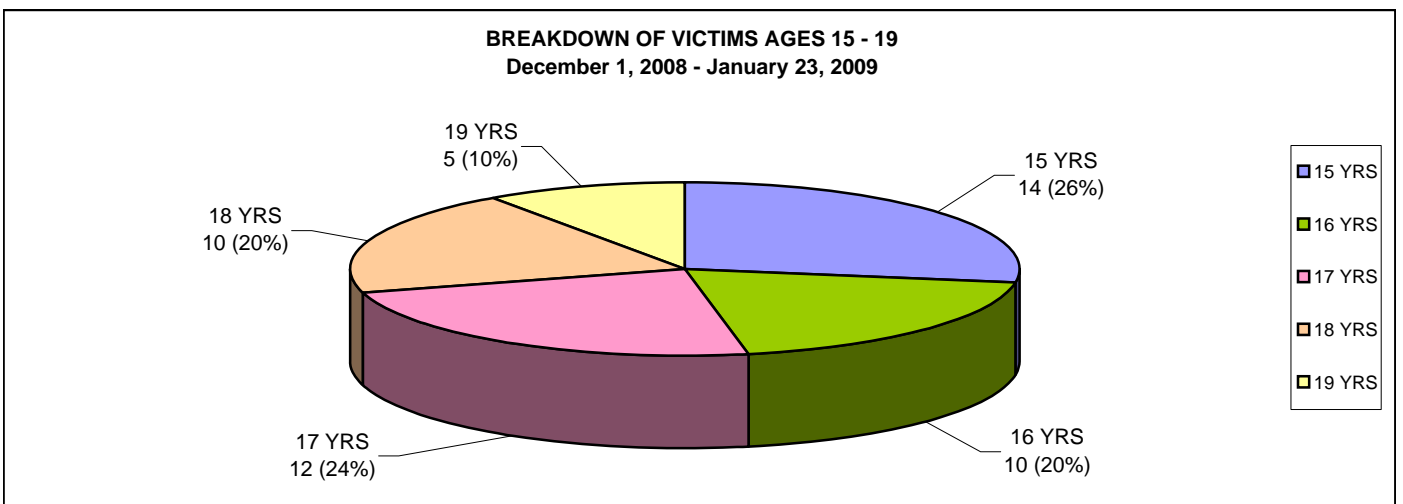
Note: One case may have multiple offenders. Conversely, a case may not have a victim as both parties were arrested/ cited or victim is a business

**GANG RELATED INCIDENTS  
AGE BREAKDOWN OF VICTIMS  
February 1, 2008 - January 23, 2009**

<b>VICTIM BREAKDOWN</b>													
Age Range	Feb 08	Mar 08	Apr 08	May 08	Jun 08	Jul 08	Aug 08	Sep 08	Oct 08	Nov 08	Dec 08	1.1.09-1.23.09	Grand Total
Under 10		3	1								2		6
10 - 14	3	4	11	9	8	2	2	12	11	9	4	9	84
15 - 19	23	16	30	35	35	24	19	24	23	27	28	23	307
20 - 24	9	14	18	14	17	8	16	11	12	7	14	9	149
25 - 29	10	7	7	7	1	4	14	2	6	4	10	4	76
30 - 39	5	5	6	8	7	2	8	4	2	3	4	6	60
40 - 49	4	3	4	5	5	1	9	7	8	8	1	2	57
50 & Over		1	4	6	7		3	3	5	5	7	7	48
UNK		1	5	6	5	1	3	8	5	8	11	3	56
<b>TOTAL</b>	<b>54</b>	<b>54</b>	<b>86</b>	<b>90</b>	<b>85</b>	<b>42</b>	<b>74</b>	<b>71</b>	<b>72</b>	<b>71</b>	<b>81</b>	<b>63</b>	<b>843</b>



<b>BREAKDOWN OF VICTIM AGE RANGE 15 - 19</b>													
Age	Feb 08	Mar 08	Apr 08	May 08	Jun 07	Jul 08	Aug 08	Sep 08	Oct 08	Nov 08	Dec 08	1.1.09-1.23.09	Grand Total
15	1	2	14	9	6	9	3	4	3	8	11	3	73
16	1	1	4	11	4	5	5	7	6	5	4	6	59
17	7	4	1	7	9	4	5	7	8	5	4	8	69
18	8	6	7	5	8	4	3	1	3	3	6	4	58
19	6	3	4	3	8	2	3	5	3	6	3	2	48
<b>TOTAL</b>	<b>23</b>	<b>16</b>	<b>30</b>	<b>35</b>	<b>35</b>	<b>24</b>	<b>19</b>	<b>24</b>	<b>23</b>	<b>27</b>	<b>28</b>	<b>23</b>	<b>307</b>

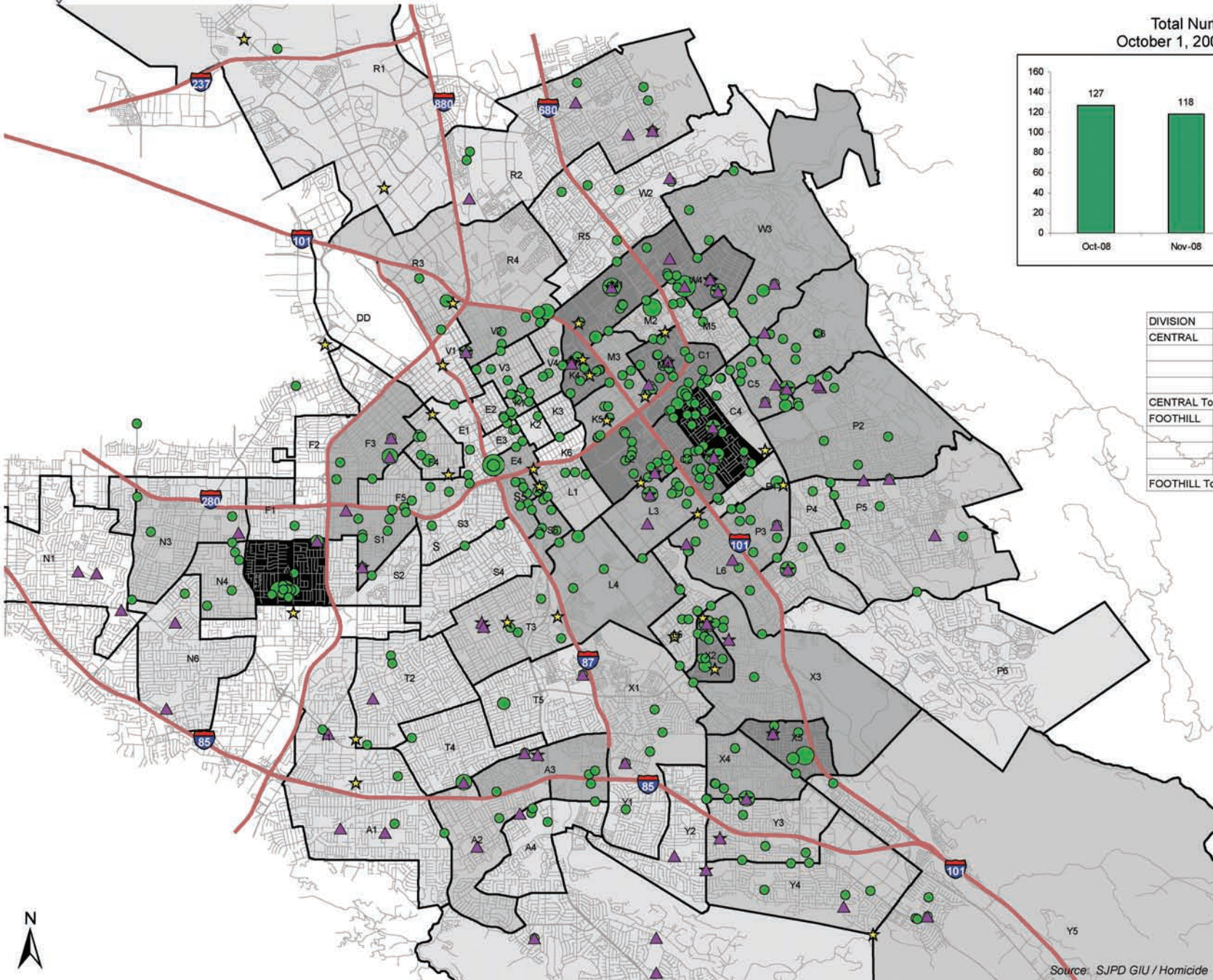


Note: One case may have multiple offenders. Conversely, a case may not have a victim as both parties were arrested/ cited or victim is a business.

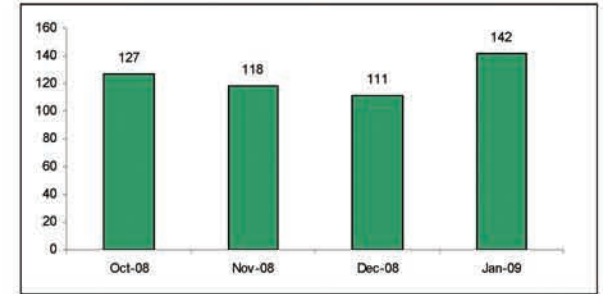




# Density and Location of Gang Related Incidents 10.1.2008 - 1.31.2009



Total Number of Incidents  
October 1, 2008 - January 31, 2009



Breakdown by Division

DIVISION	DIST	TOTAL	DIVISION	DIST	TOTAL
CENTRAL	E	17	SOUTHERN	A	17
	K	24		T	14
	R	15		X	45
	V	18		Y	16
	CENTRAL Total	74		SOUTHERN Total	92
FOOTHILL	C	75	WESTERN	F	21
	M	44		L	53
	P	34		N	37
	W	32		S	28
FOOTHILL Total	185	WESTERN Total	139		

- ▲ SSCI
- ★ CBO

Number of Incidents per Location

- 1
- 2
- 3-4
- 5
- 6-7

Number of Incidents per Beat

- 1-3
- 4-6
- 7-10
- 11-17
- 18-25

Source: SJPD GIU / Homicide

