

# **Action Collaboration Transformation (ACT)**

*A plan to break the cycle of youth violence and foster hope*

## **Mayor's Gang Prevention Task Force**



## **Strategic Work Plan 2008-2011**

**MGPTF Policy Team**

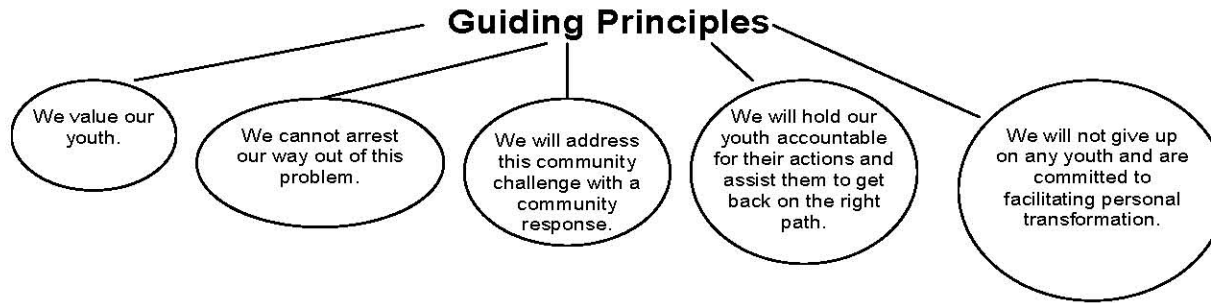
**December 10, 2010**

**ACT Updates**



*Parks, Recreation and  
Neighborhood Services*

# Mayor's Gang Prevention Task Force

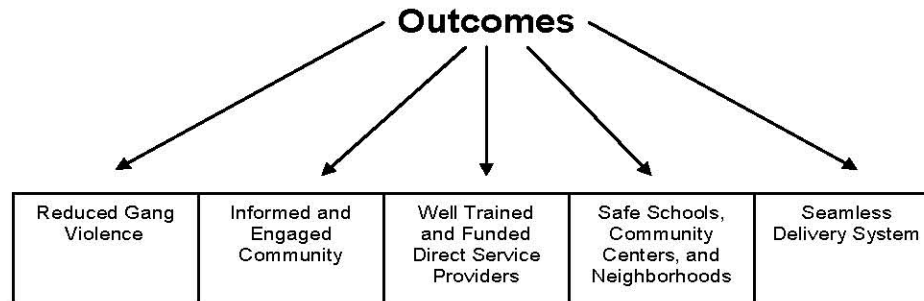
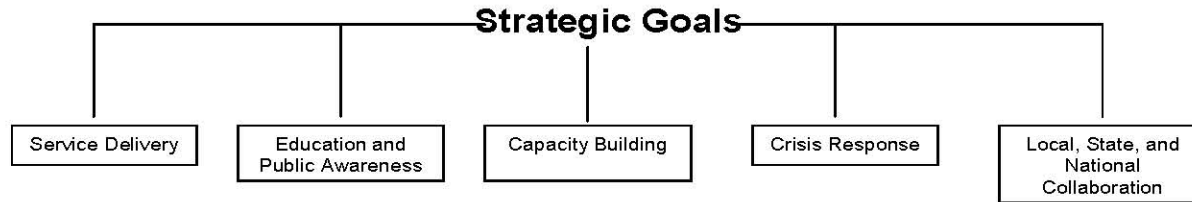


## **Vision**

Safe and healthy youth connected to their families, schools, communities, and their futures.

## **Mission**

We exist to ensure safe and healthy opportunities for San José's youth, free of gangs and crime, to realize their hopes and dreams, and become successful and productive in their homes, schools, and neighborhoods.



# Strategic Goal #1

---

*Strengthen and expand the “asset-based” service delivery system to connect, coordinate, and leverage community resources in executing the MGPTF Continuum of Care Strategies.*

- B.E.S.T. Program Highlights
  - Unduplicated customers served: **5,781**
  - Units of Services (U.O.S.) provided: **370,879**
  - Cost per U.O.S. delivered: **\$11.79**
  - **88%** of youth were satisfied with services received.
  - **89%** of parents satisfied with services received by youth.

# *Strategic Goal # 1 continued*

---

- Negotiated and executed contracts with 26 agencies for 2010-2011 B.E.S.T. Cycle 20.
- Launched the pilot “Multi-Disciplinary Alternative Reception Center” (MARC)
- 2010 “Safe Summer Initiative” funded 29 agencies resulting in a 40% reduction of gang incidents during summer months.
- Developed work plans for Policy Team subcommittees:
  - Technical Team
  - Inter-agency
  - Community Engagement

# Strategic Goal #2

---

*Design and execute an education and awareness campaign that employs culturally competent strategies and engage Youth, families, and community partners to live, work, and prosper together.*

- Developed the Youth Commission PSA  
*“Ignorance Isn’t Bliss”*
- Established a working partnership with CreaTV to film and air MGPTF awareness materials (i.e. last year’s summit, etc..)
- B.E.S.T. Agencies and SSCI continue to provide Neighborhood, Parent, and School awareness presentations.

# Strategic Goal #3

---

*Implement a comprehensive capacity-building strategy to equip Task Force members, youth, families, and neighborhoods with the skills and resources necessary to reduce violence and anti-social behavior in the City of San José.*

- Hosted Technical Team retreat on 9/30 – 10/1 focused on capacity building and resource awareness.
- Hosted the 2<sup>nd</sup> Annual Crime and Gang Prevention Summit on 1/24/10.
- MGPTF continues to partner with District Attorney's "Parent Project"
- SNI & MGPTF "Communities in Crisis" partnership.

# Strategic Goal #4

---

*Enhance the citywide Crisis Prevention and Community Response Protocol to keep schools, community centers, and neighborhoods safe and accessible to youth.*

- Community Crisis Response Protocol was activated for each gang related homicide.
- Safe School Campus Initiative responded to 442 activations 09-10 scholastic year.
- CCIT continues to meet and deploy to ensure de-escalation of violence and prevent retaliation.
- Late Night Gyms for “at-risk youth” (Edenvale, Seven Trees, Alum Rock, Washington, McKinley, CYO, and ROHI)

# Strategic Goal #5

---

*Leverage and coordinate the city of San José's MGPTF Continuum of Care Model with local, state, and national initiatives.*

- Inter-Agency Subcommittee (local)
- SJPD Implemented South Bay Gang Alliance (local)
  - 54 Law Enforcement Agencies
- 13 Leagues of California Cities (state)
- Cal-Grip board representation (state)
- National Youth Violence Prevention Forum (Nat.)
- Safe Streets Anti-Gang Program (Nat.)
  - SJPD & FBI



# *Strategic Goal #5 Continued*

---

- Visiting Cities and Delegations:
  - City of Los Banos 1-19-10
  - Department of Justice 5-24-10
  - City of San Pablo 8-27-10
  - City of Salinas 10-15-10
  - Sinaloa, Mexico 11-4-10

# Crime Statistics

<b>Category</b>	<b>Jan – Nov 2009</b>	<b>Jan – Nov 2010</b>	<b>Percentage Change</b>
Homicide	9	6	-33%
Non-Violent	485	259	-46.60%
Simple Assault	105	82	-21.90%
Violent	278	227	-18.35%
Grand Total	877	573	-34.66%

# Next Steps

- Implement Faith Based Partnership
- Host 3<sup>rd</sup> Annual Crime and Gang Prevention Summit 1-22-11
- Update ACT Work Plan to include “Re-Entry” and “Public Sector Involvement”
- Explore hospital based Crisis Response Model
- Continue to explore elements of “Cease Fire Model”
- Implement SNI “Communities in Crisis” Model