

2016-2017 CAPITAL BUDGET

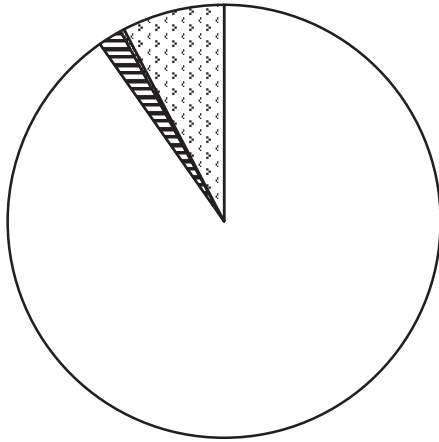
**2017-2021 CAPITAL
IMPROVEMENT PROGRAM**

**DEVELOPER
ASSISTED PROJECTS**

DEVELOPER ASSISTED PROJECTS

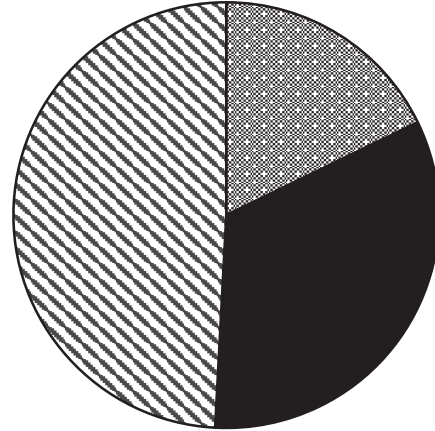
2017-2021 Capital Improvement Program

2016-2017 Proposed
Source of Funds



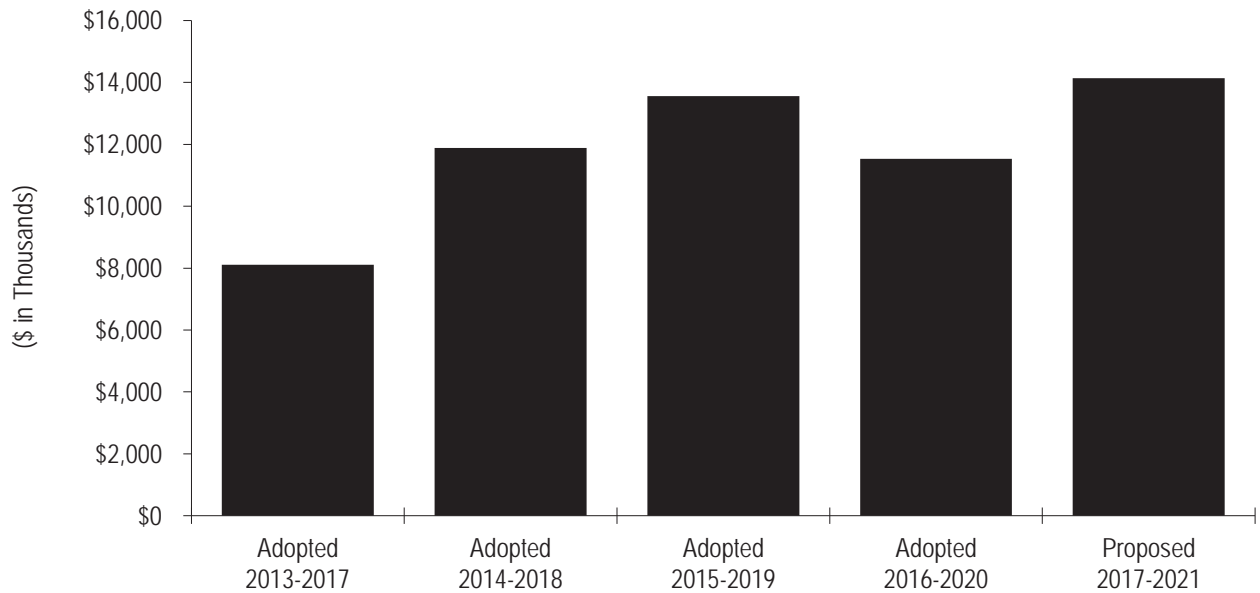
- Beginning Fund Balance
- ▨ Taxes, Fees and Charges
- ▩ Miscellaneous
- ▧ Developer Contributions

2016-2017 Proposed
Use of Funds



- ▩ Construction Projects
- Non-Construction
- ▨ Ending Fund Balance

CIP History



PAGE IS INTENTIONALLY LEFT BLANK

Developer Assisted Projects

2017-2021 Proposed Capital Improvement Program

Overview

INTRODUCTION

The Developer Assisted Projects Capital Program includes the management and administration of the Underground Utility Fund, the Residential Construction Tax Contribution Fund, and the Contingent Lien District Fund. These funds receive money from and/or provide payments to utility companies and private land developers.

UNDERGROUND UTILITIES	
MILES OF UNDERGROUNDED UTILITIES IN THE PAST 10 YEARS (includes cable, electrical, phone, etc.)	14

The 2017-2021 Proposed CIP provides funding of \$14.1 million, of which \$9.8 million is allocated in 2016-2017. This program is part of the Community and Economic Development City Service Area (CSA) and supports the following outcome: *Safe, Healthy, Attractive, and Vital Community*.

PROGRAM PRIORITIES AND OBJECTIVES

This capital program is used to facilitate the undergrounding of existing overhead facilities, reimburse residential developers for the construction of certain street improvements throughout the City, and manage contingent lien districts throughout the City. Based on the CSA outcomes supported by this program, the following list of priorities has been developed:

- In-Lieu Fee Underground Master Plan and Council approved Underground Utility Workplan
- Continue to leverage PG&E/Utility Company \$6-22 million per year using In-Lieu Fee funds for Administration of the Rule 20A program
- Underground Utility workplan adjusted to address utility company resource issues and high priority emergency work

SOURCES OF FUNDING

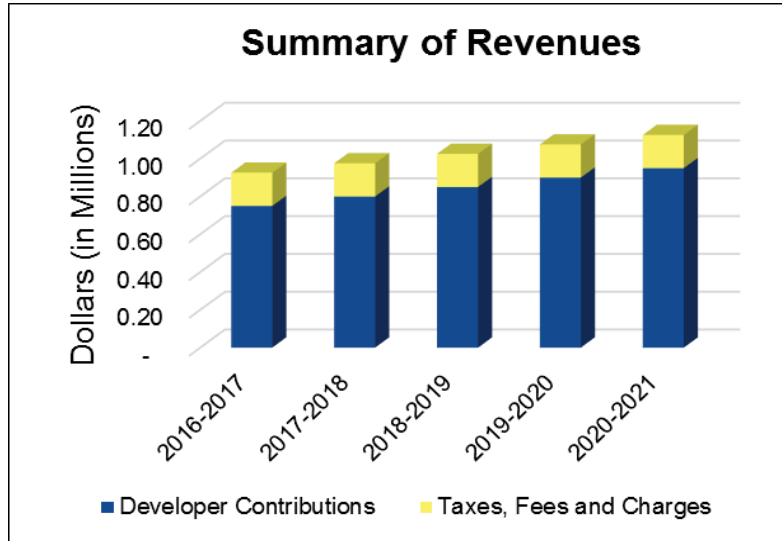
The 2017-2021 Proposed CIP provides funding of \$14.1 million, of which \$9.8 million is allocated in 2016-2017. The program funding level increased by \$2.6 million from \$11.5 million in the 2016-2020 Adopted CIP, mainly due to higher estimates in Underground Utility In-Lieu Fee. Revenue for this CIP is derived from three sources: the Underground Utility In-Lieu Fee (\$4.3 million), the Residential Construction Tax (\$875,000), and elements of various contingent districts (\$2.5 million).

Developer Assisted Projects

2017-2021 Proposed Capital Improvement Program

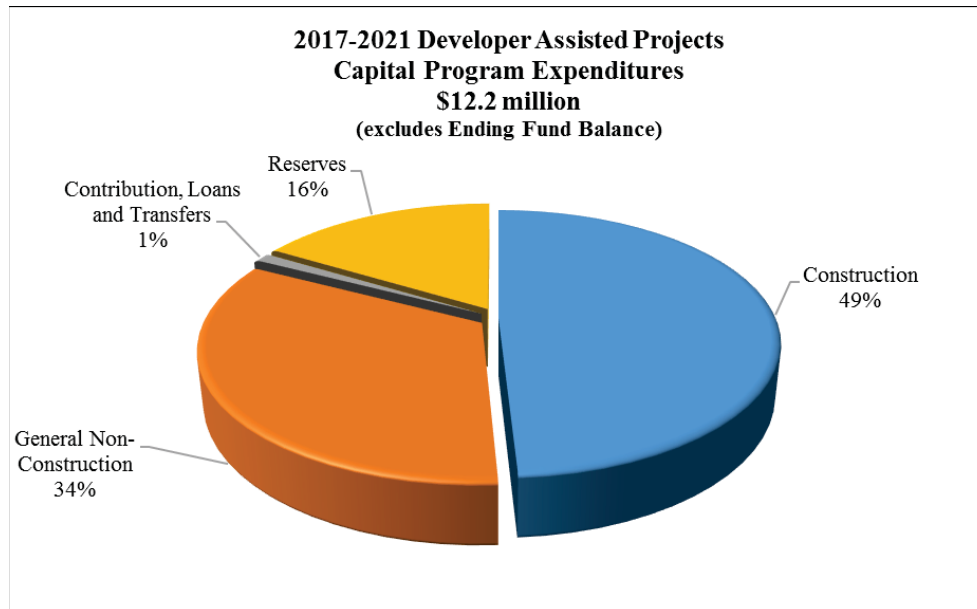
Overview

SOURCES OF FUNDING



PROGRAM HIGHLIGHTS

The Developer Assisted Projects Capital Program expenditures are organized to show the use of funds in several categories. The following highlights the major projects in the program. For further information on the program's individual projects, please refer to the Detail Pages.



Developer Assisted Projects

2017-2021 Proposed Capital Improvement Program

Overview

PROGRAM HIGHLIGHTS

Underground Utility

Within the Underground Utility Fund, current City Council approved Underground Utility District (UUD) project priorities include:

Project Name	Location	Project Status
Park Ave./Naglee Ave. Rule 20A UUD	Park Ave., Naglee Ave. to Shasta Ave. and Naglee Ave., Park Ave. to Bascom Ave.	90% complete, pole out expected spring 2016. (PG&E managed construction)
Delmas Ave./Park Ave. Rule 20A UUD	San Fernando St., Delmas Ave. to Wilson Ave.; Cahill St., San Fernando St. to Santa Clara St.; Delmas Ave., San Fernando St. to Auzerais Ave.; and Auzerais Ave., Delmas Ave. to Bird Ave.	90% complete, pole out expected spring 2016. (PG&E managed construction)
Delmas Ave./Park Ave. Rule 20B UUD	Delmas Ave., Santa Clara St. to San Fernando St.; San Fernando St., Delmas Ave. to Route 87; and Park Ave., Bird Ave. to Delmas Ave.	Expected to start construction summer 2016 (City managed construction)
Tully Rd. Rule 20A UUD	Tully Rd., Kenoga Dr. and 720 feet west of Senter Rd., Senter Rd., Parrott St. to 170 feet south of Tully Rd.	90% complete, pole out expected summer 2016. (PG&E managed construction)
Camden Ave. Rule 20A UUD	Camden Ave., Bascom Ave. to Leigh Ave.	90% complete, pole out expected spring 2016. (PG&E managed construction)
Coleman Ave. Phase I Rule 20A UUD	North Market St., W. Julian St. to W. St. James St., Devine St., and N. San Pedro St. to N. First St.	90% complete, coordinating with state family court schedule, pole out expected spring 2016. (PG&E managed construction)

Developer Assisted Projects

2017-2021 Proposed Capital Improvement Program

Overview

PROGRAM HIGHLIGHTS



(before) (after)
Naglee Avenue at Dana Avenue (Rose Garden Library)

MAJOR CHANGES FROM THE 2016-2020 ADOPTED CIP

The overall size of the Developer Assisted Projects CIP has increased by \$2.6 million from \$11.5 million in the 2016-2020 Adopted CIP to \$14.1 million in the 2017-2021 Proposed CIP. The following table outlines the most significant changes to project budgets, including new/augmented allocations and reduced/eliminated allocations.

Project	Incr/Decr
Underground Utility Program, Rule 20B	\$2.5 million
PG&E/Private Electrical Service Panel Conversion Reimbursement	\$211,000

OPERATING BUDGET IMPACT

There are no operating and maintenance cost impacts associated with the projects programmed in the 2017-2021 Proposed CIP. Within the Underground Utility Program, utility companies maintain their own facilities.



Median Island at Communications Hill

2016-2017 CAPITAL BUDGET

2017-2021 CAPITAL IMPROVEMENT PROGRAM

DEVELOPER ASSISTED PROJECTS

SOURCE OF FUNDS

USE OF FUNDS

SOURCE AND USE OF FUNDS STATEMENTS

2016-2017 USE OF FUNDS BY FUNDING SOURCE

The Source of Funds displays the capital revenues by funding source for each year of the Five-Year Capital Improvement Program. The Use of Funds displays the capital expenditures by line-item for each year of the five-year period. The Source and Use of Funds Statements display major categories of capital revenues and expenditures for each year over the five-year period. The 2016-2017 Use of Funds by Funding Source displays the funding sources for the capital expenditures that are budgeted in 2016-2017.

Developer Assisted Projects
2017-2021 Proposed Capital Improvement Program
Source of Funds (Combined)

SOURCE OF FUNDS	Estimated 2015-2016	2016-2017	2017-2018	2018-2019	2019-2020	2020-2021	5-Year Total
<u>Underground Utility Fund (416)</u>							
Beginning Fund Balance	3,884,660	4,737,760	3,281,760	2,247,760	2,291,760	1,466,760	4,737,760 *
Interest Income	28,000	30,000	25,000	15,000	15,000	10,000	95,000
Developer Contributions	1,520,100	750,000	800,000	850,000	900,000	950,000	4,250,000
Total Underground Utility Fund	5,432,760	5,517,760	4,106,760	3,112,760	3,206,760	2,426,760	9,082,760 *
<u>Residential Construction Tax Contribution Fund (420)</u>							
Beginning Fund Balance	1,671,891	1,617,891	1,503,891	1,393,891	1,368,891	1,428,891	1,617,891 *
Taxes, Fees and Charges:							
<u>Residential Construction Tax</u>	200,000	175,000	175,000	175,000	175,000	175,000	875,000
Interest Income	10,000	10,000	10,000	10,000	10,000	10,000	50,000
Total Residential Construction Tax Contribution Fund	1,881,891	1,802,891	1,688,891	1,578,891	1,553,891	1,613,891	2,542,891 *
<u>Contingent Lien District Fund (634)</u>							
Beginning Fund Balance	2,532,435	2,517,435	60,000	45,000	30,000	15,000	2,517,435 *
Total Contingent Lien District Fund	2,532,435	2,517,435	60,000	45,000	30,000	15,000	2,517,435 *
TOTAL SOURCE OF FUNDS	9,847,086	9,838,086	5,855,651	4,736,651	4,790,651	4,055,651	14,143,086 *

* The 2017-2018 through 2020-2021 Beginning Balances are excluded from the FIVE-YEAR TOTAL SOURCE OF FUNDS to avoid multiple counting of the same funds.

Developer Assisted Projects
2017-2021 Proposed Capital Improvement Program
Use of Funds (Combined)

USE OF FUNDS	Estimated 2015-2016	2016-2017	2017-2018	2018-2019	2019-2020	2020-2021	5-Year Total
Construction Projects							
1. Underground Utility Program (20B)	250,000	1,750,000	1,300,000	250,000	1,200,000	1,500,000	6,000,000
Total Construction Projects	250,000	1,750,000	1,300,000	250,000	1,200,000	1,500,000	6,000,000
Non-Construction							
General Non-Construction							
Capital Program and Public Works Department Support Service Costs	38,000	71,000	70,000	71,000	72,000	18,000	302,000
2. Contingent Lien District Administration	15,000	15,000	15,000	15,000	15,000	15,000	75,000
3. PG&E/Private Electrical Service Panel Conversion Reimbursement		20,000	77,000	74,000	20,000	20,000	211,000
4. Quimby/Fowler Creek Riparian Restoration		434,000					434,000
5. Reimbursement to Developers for Center Strip Paving	95,000	150,000	150,000	100,000	50,000	50,000	500,000
6. Reimbursement to Developers for Landscaping	135,000	85,000	85,000	50,000	15,000	15,000	250,000
7. Residential Program Administration	20,000	20,000	20,000	20,000	20,000	20,000	100,000
8. Street Improvements for New Development		30,000	30,000	30,000	30,000	30,000	150,000
9. Underground Utility Administration (20A)	310,000	300,000	310,000	320,000	340,000	350,000	1,620,000
10. Underground Utility Administration (20B)	82,000	84,000	87,000	90,000	92,000	95,000	448,000
Total General Non-Construction	695,000	1,209,000	844,000	770,000	654,000	613,000	4,090,000

Developer Assisted Projects
2017-2021 Proposed Capital Improvement Program
Use of Funds (Combined)

USE OF FUNDS (CONT'D.)	Estimated 2015-2016	2016-2017	2017-2018	2018-2019	2019-2020	2020-2021	5-Year Total
<u>Non-Construction</u>							
Contributions, Loans and Transfers to General Fund							
Transfer to the General Fund - Human Resources/Payroll/ Budget Systems Upgrade	2,000						
Transfer to the General Fund - Interest Income	10,000	10,000	10,000	10,000	10,000	10,000	50,000
Total Contributions, Loans and Transfers to General Fund	12,000	10,000	10,000	10,000	10,000	10,000	50,000
Contributions, Loans and Transfers to Special Funds							
Transfer to the City Hall Debt Service Fund	17,000	15,000	15,000	16,000	16,000	16,000	78,000
Total Contributions, Loans and Transfers to Special Funds	17,000	15,000	15,000	16,000	16,000	16,000	78,000
Reserves							
Evergreen Creek District Reserve		903,063					903,063
Evergreen Specific Plan District Reserve		346,190					346,190
Silicon Valley Bridge District Reserve		284,039					284,039
Silver Creek Development District 1A Reserve		276,968					276,968
Silver Creek Development District 1B Reserve		198,175					198,175
Total Reserves		2,008,435					2,008,435
Total Non-Construction	724,000	3,242,435	869,000	796,000	680,000	639,000	6,226,435
Ending Fund Balance	8,873,086	4,845,651	3,686,651	3,690,651	2,910,651	1,916,651	1,916,651*

Developer Assisted Projects
2017-2021 Proposed Capital Improvement Program
Use of Funds (Combined)

USE OF FUNDS (CONT'D.)	Estimated 2015-2016	2016-2017	2017-2018	2018-2019	2019-2020	2020-2021	5-Year Total
TOTAL USE OF FUNDS	9,847,086	9,838,086	5,855,651	4,736,651	4,790,651	4,055,651	14,143,086*

* The 2016-2017 through 2019-2020 Ending Balances are excluded from the FIVE-YEAR TOTAL USE OF FUNDS to avoid multiple counting of the same funds.

Developer Assisted Projects
2017-2021 Proposed Capital Improvement Program
Underground Utility Fund (416)

Statement of Source and Use of Funds

	<u>Estimated 2015-2016</u>	<u>2016-2017</u>	<u>2017-2018</u>	<u>2018-2019</u>	<u>2019-2020</u>	<u>2020-2021</u>	<u>5-Year Total</u>
<u>SOURCE OF FUNDS</u>							
Beginning Fund Balance *	3,884,660	4,737,760	3,281,760	2,247,760	2,291,760	1,466,760	4,737,760
Developer Contributions	1,520,100	750,000	800,000	850,000	900,000	950,000	4,250,000
Interest Income	28,000	30,000	25,000	15,000	15,000	10,000	95,000
TOTAL SOURCE OF FUNDS	<u>5,432,760</u>	<u>5,517,760</u>	<u>4,106,760</u>	<u>3,112,760</u>	<u>3,206,760</u>	<u>2,426,760</u>	<u>9,082,760</u>
<u>USE OF FUNDS</u>							
Construction Projects	250,000	1,750,000	1,300,000	250,000	1,200,000	1,500,000	6,000,000
Contributions, Loans and Transfers	17,000	15,000	15,000	16,000	16,000	16,000	78,000
Non-Construction	428,000	471,000	544,000	555,000	524,000	483,000	2,577,000
Ending Fund Balance **	4,737,760	3,281,760	2,247,760	2,291,760	1,466,760	427,760	427,760
TOTAL USE OF FUNDS	<u>5,432,760</u>	<u>5,517,760</u>	<u>4,106,760</u>	<u>3,112,760</u>	<u>3,206,760</u>	<u>2,426,760</u>	<u>9,082,760</u>

* The 2017-2018 through 2020-2021 Beginning Fund Balances are excluded from the FIVE-YEAR TOTAL SOURCE OF FUNDS to avoid multiple counting of the same funds.

** The 2016-2017 through 2019-2020 Ending Fund Balances are excluded from the FIVE-YEAR TOTAL USE OF FUNDS to avoid multiple counting of the same funds.

Developer Assisted Projects
2017-2021 Proposed Capital Improvement Program
Residential Construction Tax Contribution Fund (420)

Statement of Source and Use of Funds

	<u>Estimated 2015-2016</u>	<u>2016-2017</u>	<u>2017-2018</u>	<u>2018-2019</u>	<u>2019-2020</u>	<u>2020-2021</u>	<u>5-Year Total</u>
<u>SOURCE OF FUNDS</u>							
Beginning Fund Balance *	1,671,891	1,617,891	1,503,891	1,393,891	1,368,891	1,428,891	1,617,891
Interest Income	10,000	10,000	10,000	10,000	10,000	10,000	50,000
Taxes, Fees and Charges	200,000	175,000	175,000	175,000	175,000	175,000	875,000
TOTAL SOURCE OF FUNDS	<u>1,881,891</u>	<u>1,802,891</u>	<u>1,688,891</u>	<u>1,578,891</u>	<u>1,553,891</u>	<u>1,613,891</u>	<u>2,542,891</u>
<u>USE OF FUNDS</u>							
Contributions, Loans and Transfers	12,000	10,000	10,000	10,000	10,000	10,000	50,000
Non-Construction	252,000	289,000	285,000	200,000	115,000	115,000	1,004,000
Ending Fund Balance **	1,617,891	1,503,891	1,393,891	1,368,891	1,428,891	1,488,891	1,488,891
TOTAL USE OF FUNDS	<u>1,881,891</u>	<u>1,802,891</u>	<u>1,688,891</u>	<u>1,578,891</u>	<u>1,553,891</u>	<u>1,613,891</u>	<u>2,542,891</u>

* The 2017-2018 through 2020-2021 Beginning Fund Balances are excluded from the FIVE-YEAR TOTAL SOURCE OF FUNDS to avoid multiple counting of the same funds.

** The 2016-2017 through 2019-2020 Ending Fund Balances are excluded from the FIVE-YEAR TOTAL USE OF FUNDS to avoid multiple counting of the same funds.

Developer Assisted Projects
2017-2021 Proposed Capital Improvement Program
Contingent Lien District Fund (634)

Statement of Source and Use of Funds

	Estimated 2015-2016	2016-2017	2017-2018	2018-2019	2019-2020	2020-2021	5-Year Total
<u>SOURCE OF FUNDS</u>							
Beginning Fund Balance *	2,532,435	2,517,435	60,000	45,000	30,000	15,000	2,517,435
TOTAL SOURCE OF FUNDS	2,532,435	2,517,435	60,000	45,000	30,000	15,000	2,517,435
<u>USE OF FUNDS</u>							
Non-Construction	15,000	449,000	15,000	15,000	15,000	15,000	509,000
Reserves		2,008,435					2,008,435
Ending Fund Balance **	2,517,435	60,000	45,000	30,000	15,000		
TOTAL USE OF FUNDS	2,532,435	2,517,435	60,000	45,000	30,000	15,000	2,517,435

* The 2017-2018 through 2020-2021 Beginning Fund Balances are excluded from the FIVE-YEAR TOTAL SOURCE OF FUNDS to avoid multiple counting of the same funds.

** The 2016-2017 through 2019-2020 Ending Fund Balances are excluded from the FIVE-YEAR TOTAL USE OF FUNDS to avoid multiple counting of the same funds.

Developer Assisted Projects
2017-2021 Proposed Capital Improvement Program
2016-2017 Use of Funds by Funding Source

	(416) Underground Utility Fund	(420) Residential Construction Tax Contribution Fund	(634) Contingent Lien District Fund	Total
TOTAL RESOURCES	5,517,760	1,802,891	2,517,435	9,838,086
<u>Construction Projects</u>				
1. Underground Utility Program (20B)	1,750,000			1,750,000
<u>Total Construction Projects</u>	1,750,000			1,750,000
<u>Non-Construction</u>				
General Non-Construction				
Capital Program and Public Works Department Support Service Costs	67,000	4,000		71,000
2. Contingent Lien District Administration			15,000	15,000
3. PG&E/Private Electrical Service Panel Conversion Reimbursement	20,000			20,000
4. Quimby/Fowler Creek Riparian Restoration			434,000	434,000
5. Reimbursement to Developers for Center Strip Paving		150,000		150,000
6. Reimbursement to Developers for Landscaping		85,000		85,000
7. Residential Program Administration		20,000		20,000
8. Street Improvements for New Development		30,000		30,000
9. Underground Utility Administration (20A)	300,000			300,000

Developer Assisted Projects
2017-2021 Proposed Capital Improvement Program
2016-2017 Use of Funds by Funding Source

	(416) Underground Utility Fund	(420) Residential Construction Tax Contribution Fund	(634) Contingent Lien District Fund	Total
<u>Non-Construction</u>				
General Non-Construction				
10. Underground Utility Administration (20B)	84,000			84,000
Total General Non-Construction	471,000	289,000	449,000	1,209,000
Contributions, Loans and Transfers to General Fund				
Transfer to the General Fund - Interest Income		10,000		10,000
Total Contributions, Loans and Transfers to General Fund		10,000		10,000
Contributions, Loans and Transfers to Special Funds				
Transfer to the City Hall Debt Service Fund	15,000			15,000
Total Contributions, Loans and Transfers to Special Funds	15,000			15,000
Reserves				
Evergreen Creek District Reserve			903,063	903,063
Evergreen Specific Plan District Reserve			346,190	346,190
Silicon Valley Bridge District Reserve			284,039	284,039

Developer Assisted Projects
2017-2021 Proposed Capital Improvement Program
2016-2017 Use of Funds by Funding Source

	(416) Underground Utility Fund	(420) Residential Construction Tax Contribution Fund	(634) Contingent Lien District Fund	Total
<u>Non-Construction</u>				
Reserves				
Silver Creek Development District 1A Reserve			276,968	276,968
Silver Creek Development District 1B Reserve			198,175	198,175
Total Reserves			2,008,435	2,008,435
<u>Total Non-Construction</u>	486,000	299,000	2,457,435	3,242,435
Ending Fund Balance	3,281,760	1,503,891	60,000	4,845,651
TOTAL USE OF FUNDS	5,517,760	1,802,891	2,517,435	9,838,086

PAGE IS INTENTIONALLY LEFT BLANK

2016-2017 CAPITAL BUDGET

2017-2021 CAPITAL IMPROVEMENT PROGRAM

DEVELOPER ASSISTED PROJECTS

DETAIL OF CONSTRUCTION PROJECTS

DETAIL OF NON-CONSTRUCTION PROJECTS

The Detail of Construction Projects section provides information on the individual construction projects with funding in 2016-2017. The Detail of Non-Construction Projects section is abbreviated and provides information on the individual non-construction project, with funding in 2016-2017. On the Use of Funds statement, these projects are numbered.

Developer Assisted Projects
2017-2021 Proposed Capital Improvement Program
Detail of Construction Projects

1. Underground Utility Program (20B)

CSA:	Community and Economic Development	Initial Start Date:	Ongoing
CSA Outcome:	Safe, Healthy, Attractive and Vital Community	Revised Start Date:	
Department:	Public Works	Initial Completion Date:	Ongoing
Council District:	City-wide	Revised Completion Date:	
Location:	City-wide		

Description: Rule 20B Underground Utility Districts are established with fees paid to the City when a developer opts out of placing facilities underground at the time of development. Projects are prioritized with a five-year plan based on several criteria, the largest of which is the total amount of fees collected within the Underground District. This allocation is used for the design, construction, and administration of these projects.

Justification: Underground Utility Ordinance No. 23187 mandates that fees collected pursuant to the ordinance be used to fund the conversion of overhead utility facilities to underground facilities. The purpose of the conversion is to implement the urban design policies of Envision San José 2040 General Plan.

EXPENDITURE SCHEDULE (000'S)

Cost Elements	Prior Years	2015-16 Appn.	2015-16 Estimate	2016-17	2017-18	2018-19	2019-20	2020-21	5-Year Total	Beyond 5-Year	Project Total
Construction		250	250	1,750	1,300	250	1,200	1,500	6,000		
TOTAL		250	250	1,750	1,300	250	1,200	1,500	6,000		

FUNDING SOURCE SCHEDULE (000'S)

Underground Utility Fund	250	250	1,750	1,300	250	1,200	1,500	6,000
TOTAL	250	250	1,750	1,300	250	1,200	1,500	6,000

ANNUAL OPERATING BUDGET IMPACT (000'S)

None

Major Changes in Project Cost:

N/A

Notes:

Project schedule dates and selected budget information is not provided due to the ongoing nature of this project.

FY Initiated:	Ongoing	Appn. #:	4654
Initial Project Budget:		USGBC LEED:	N/A

Developer Assisted Projects
2017-2021 Proposed Capital Improvement Program
Detail of Non-Construction Projects

2. Contingent Lien District Administration

CSA: Community and Economic Development
CSA Outcome: Safe, Healthy, Attractive and Vital Community
Department: Public Works
Description: This allocation provides funding for staff costs related to the administration of contingent lien districts, including Evergreen Creek District, Evergreen Specific Plan District, Silicon Valley Bridge District, and the Silver Creek Development Districts 1A/B. These costs may include tracking of individual liens on properties within the districts, addressing inquiries related to those liens, providing background information on districts, reviewing project submittals for compliance, calculating and notifying applicants of current lien amounts, and monitoring projects when funds become available.

EXPENDITURE SCHEDULE (000'S)											
Cost Elements	Prior Years	2015-16 Appn.	2015-16 Estimate	2016-17	2017-18	2018-19	2019-20	2020-21	5-Year Total	Beyond 5-Year	Project Total
Program Management		15	15	15	15	15	15	15	75		
TOTAL		15	15	15	15	15	15	15	75		
FUNDING SOURCE SCHEDULE (000'S)											
Contingent Lien District Fund		15	15	15	15	15	15	15	75		
TOTAL		15	15	15	15	15	15	15	75		

Notes:
 Selected budget information is not provided due to the ongoing nature of this project.
Appn. #: 7591

3. PG&E/Private Electrical Service Panel Conversion Reimbursement

CSA: Community and Economic Development
CSA Outcome: Safe, Healthy, Attractive and Vital Community
Department: Public Works
Description: This allocation, evaluated annually, allows the City to accept funds from PG&E and reimburse property owners (up to \$1,500) for electrical service panel conversion work on their property.

EXPENDITURE SCHEDULE (000'S)											
Cost Elements	Prior Years	2015-16 Appn.	2015-16 Estimate	2016-17	2017-18	2018-19	2019-20	2020-21	5-Year Total	Beyond 5-Year	Project Total
City Reimbursement				20	77	74	20	20	211		
TOTAL				20	77	74	20	20	211		
FUNDING SOURCE SCHEDULE (000'S)											
Underground Utility Fund				20	77	74	20	20	211		
TOTAL				20	77	74	20	20	211		

Notes:
 Selected budget information is not provided due to the ongoing nature of this project.
Appn. #: 6128

Developer Assisted Projects
2017-2021 Proposed Capital Improvement Program
Detail of Non-Construction Projects

4. Quimby/Fowler Creek Riparian Restoration

CSA: Community and Economic Development
CSA Outcome: Safe, Healthy, Attractive and Vital Community
Department: Public Works
Description: This allocation provides funding to reimburse developers for a restoration effort as stipulated by the Evergreen Specific Plan and funded by the Evergreen Specific Plan District to improve habitat conditions along portions of the Quimby Road and Fowler Creek riparian corridors. Improvements may include, but are not limited to, culvert modifications, flow controls, erosion control measures, plantings, and pedestrian enhancements.

EXPENDITURE SCHEDULE (000'S)											
Cost Elements	Prior Years	2015-16 Appn.	2015-16 Estimate	2016-17	2017-18	2018-19	2019-20	2020-21	5-Year Total	Beyond 5-Year	Project Total
Payment to Developers		434		434					434		434
TOTAL		434		434					434		434

FUNDING SOURCE SCHEDULE (000'S)											
Cost Elements	Prior Years	2015-16 Appn.	2015-16 Estimate	2016-17	2017-18	2018-19	2019-20	2020-21	5-Year Total	Beyond 5-Year	Project Total
Contingent Lien District Fund		434		434					434		434
TOTAL		434		434					434		434

Appn. #: 7592

5. Reimbursement to Developers for Center Strip Paving

CSA: Community and Economic Development
CSA Outcome: Safe, Healthy, Attractive and Vital Community
Department: Public Works
Description: This allocation provides reimbursements to developers of residential projects that are built adjacent to major collectors for the costs of paving the street beyond the 30 foot width for residential streets.

EXPENDITURE SCHEDULE (000'S)											
Cost Elements	Prior Years	2015-16 Appn.	2015-16 Estimate	2016-17	2017-18	2018-19	2019-20	2020-21	5-Year Total	Beyond 5-Year	Project Total
Payment to Developers		95	95	150	150	100	50	50	500		
TOTAL		95	95	150	150	100	50	50	500		

FUNDING SOURCE SCHEDULE (000'S)											
Cost Elements	Prior Years	2015-16 Appn.	2015-16 Estimate	2016-17	2017-18	2018-19	2019-20	2020-21	5-Year Total	Beyond 5-Year	Project Total
Residential Construction Tax Contribution Fund		95	95	150	150	100	50	50	500		
TOTAL		95	95	150	150	100	50	50	500		

Notes:
 Selected budget information is not provided due to the ongoing nature of this project.

Appn. #: 4314

Developer Assisted Projects
2017-2021 Proposed Capital Improvement Program
Detail of Non-Construction Projects

6. Reimbursement to Developers for Landscaping

CSA: Community and Economic Development
CSA Outcome: Safe, Healthy, Attractive and Vital Community
Department: Public Works
Description: This allocation provides reimbursements to residential developers to install landscaping on City streets near residential developments.

EXPENDITURE SCHEDULE (000'S)											
Cost Elements	Prior Years	2015-16 Appn.	2015-16 Estimate	2016-17	2017-18	2018-19	2019-20	2020-21	5-Year Total	Beyond 5-Year	Project Total
Payment to Developers		135	135	85	85	50	15	15	250		
TOTAL		135	135	85	85	50	15	15	250		

FUNDING SOURCE SCHEDULE (000'S)											
Residential Construction Tax Contribution Fund		135	135	85	85	50	15	15	250		
TOTAL		135	135	85	85	50	15	15	250		

Notes:
Selected budget information is not provided due to the ongoing nature of this project.

Appn. #: 5148

7. Residential Program Administration

CSA: Community and Economic Development
CSA Outcome: Safe, Healthy, Attractive and Vital Community
Department: Public Works
Description: This allocation provides funding for the administration of the Residential Construction Tax Contribution Fund.

EXPENDITURE SCHEDULE (000'S)											
Cost Elements	Prior Years	2015-16 Appn.	2015-16 Estimate	2016-17	2017-18	2018-19	2019-20	2020-21	5-Year Total	Beyond 5-Year	Project Total
Program Management		20	20	20	20	20	20	20	100		
TOTAL		20	20	20	20	20	20	20	100		

FUNDING SOURCE SCHEDULE (000'S)											
Residential Construction Tax Contribution Fund		20	20	20	20	20	20	20	100		
TOTAL		20	20	20	20	20	20	20	100		

Notes:
Selected budget information is not provided due to the ongoing nature of this project.

Appn. #: 5140

Developer Assisted Projects
2017-2021 Proposed Capital Improvement Program
Detail of Non-Construction Projects

8. Street Improvements for New Development

CSA: Community and Economic Development
CSA Outcome: Safe, Healthy, Attractive and Vital Community
Department: Public Works
Description: This allocation provides reimbursements to developers for voluntary off-site street improvements typically adjacent to an ongoing private development project.

EXPENDITURE SCHEDULE (000'S)											
Cost Elements	Prior Years	2015-16 Appn.	2015-16 Estimate	2016-17	2017-18	2018-19	2019-20	2020-21	5-Year Total	Beyond 5-Year	Project Total
Payment to Developers		30		30	30	30	30	30	150		
TOTAL		30		30	30	30	30	30	150		

FUNDING SOURCE SCHEDULE (000'S)											
Cost Elements	Prior Years	2015-16 Appn.	2015-16 Estimate	2016-17	2017-18	2018-19	2019-20	2020-21	5-Year Total	Beyond 5-Year	Project Total
Residential Construction Tax Contribution Fund		30		30	30	30	30	30	150		
TOTAL		30		30	30	30	30	30	150		

Notes:
 Selected budget information is not provided due to the ongoing nature of this project.

Appn. #: 5402

9. Underground Utility Administration (20A)

CSA: Community and Economic Development
CSA Outcome: Safe, Healthy, Attractive and Vital Community
Department: Public Works
Description: PG&E and other utility companies allocate their own funds to replace existing overhead electrical facilities with underground electrical facilities within the communities they serve. This allocation provides funding for the day-to-day administration of the undergrounding program, including design and plan review, coordination, inspection of undergrounding projects, underground service alert location, and legislation of the Underground Utility Districts.

EXPENDITURE SCHEDULE (000'S)											
Cost Elements	Prior Years	2015-16 Appn.	2015-16 Estimate	2016-17	2017-18	2018-19	2019-20	2020-21	5-Year Total	Beyond 5-Year	Project Total
Program Management		310	310	300	310	320	340	350	1,620		
TOTAL		310	310	300	310	320	340	350	1,620		

FUNDING SOURCE SCHEDULE (000'S)											
Cost Elements	Prior Years	2015-16 Appn.	2015-16 Estimate	2016-17	2017-18	2018-19	2019-20	2020-21	5-Year Total	Beyond 5-Year	Project Total
Underground Utility Fund		310	310	300	310	320	340	350	1,620		
TOTAL		310	310	300	310	320	340	350	1,620		

Notes:
 Selected budget information is not provided due to the ongoing nature of this project.

Appn. #: 4786

Developer Assisted Projects
2017-2021 Proposed Capital Improvement Program
Detail of Non-Construction Projects

10. Underground Utility Administration (20B)

CSA: Community and Economic Development
CSA Outcome: Safe, Healthy, Attractive and Vital Community
Department: Public Works
Description: Ordinance No. 23187 established an Underground Utility Fee Program whereby developers can pay a fee in-lieu of being required to underground all overhead utilities adjacent to their developments. This allocation provides funding for the day-to-day administration of this Ordinance.

EXPENDITURE SCHEDULE (000'S)

Cost Elements	Prior Years	2015-16 Appn.	2015-16 Estimate	2016-17	2017-18	2018-19	2019-20	2020-21	5-Year Total	Beyond 5-Year	Project Total
Program Management		82	82	84	87	90	92	95	448		
TOTAL		82	82	84	87	90	92	95	448		

FUNDING SOURCE SCHEDULE (000'S)

Underground Utility Fund		82	82	84	87	90	92	95	448		
TOTAL		82	82	84	87	90	92	95	448		

Notes:

Selected budget information is not provided due to the ongoing nature of this project.

Appn. #: 5147



2016-2017 CAPITAL BUDGET

2017-2021 CAPITAL IMPROVEMENT PROGRAM



DEVELOPER ASSISTED PROJECTS

SUMMARY OF RESERVES

The Summary of Reserves includes all reserves budgeted within the Five-Year Capital Improvement Program. On the Use of Funds statement, the projects in these summaries are not numbered.

Developer Assisted Projects

2017-2021 Proposed Capital Improvement Program

Summary of Reserves

Project Name:	Evergreen Creek District Reserve	Initial Start Date:	N/A
5-Year CIP Budget:	\$903,063	Revised Start Date:	
Total Budget:	\$903,063	Initial End Date:	N/A
Council District:	8	Revised End Date:	
USGBC LEED:	N/A		

Description: This reserve sets aside funding for the Evergreen Creek District in the Contingent Lien District Fund to facilitate cost sharing agreements through special districts between private parties in regards to the construction of public improvements as required by the City for development purposes. The district collects contingent assessments from properties that benefit from the improvements constructed or are to be constructed, and reimburses those who have either financed or constructed the improvements. Any remaining funds will be liquidated to the appropriate parties in the event that all improvements are constructed and all contingent assessments are collected for the respective district.

Project Name:	Evergreen Specific Plan District Reserve	Initial Start Date:	N/A
5-Year CIP Budget:	\$346,190	Revised Start Date:	
Total Budget:	\$346,190	Initial End Date:	N/A
Council District:	8	Revised End Date:	
USGBC LEED:	N/A		

Description: This reserve sets aside funding for the Evergreen Specific Plan District in the Contingent Lien District Fund to facilitate cost sharing agreements through special districts between private parties in regards to the construction of public improvements as required by the City for development purposes. The district collects contingent assessments from properties that benefit from the improvements constructed or are to be constructed, and reimburses those who have either financed or constructed the improvements. Any remaining funds will be liquidated to the appropriate parties in the event that all improvements are constructed and all contingent assessments are collected for the respective district.

Developer Assisted Projects

2017-2021 Proposed Capital Improvement Program

Summary of Reserves

Project Name:	Silicon Valley Bridge District Reserve	Initial Start Date:	N/A
5-Year CIP Budget:	\$284,039	Revised Start Date:	
Total Budget:	\$284,039	Initial End Date:	N/A
Council District:	2	Revised End Date:	
USGBC LEED:	N/A		

Description: This reserve sets aside funding for the Silicon Valley Bridge District in the Contingent Lien District Fund to facilitate cost sharing agreements through special districts between private parties in regards to the construction of public improvements as required by the City for development purposes. The district collects contingent assessments from properties that benefit from the improvements constructed or are to be constructed, and reimburses those who have either financed or constructed the improvements. Any remaining funds will be liquidated to the appropriate parties in the event that all improvements are constructed and all contingent assessments are collected for the respective district.

Project Name:	Silver Creek Development District 1A Reserve	Initial Start Date:	N/A
5-Year CIP Budget:	\$276,968	Revised Start Date:	
Total Budget:	\$276,968	Initial End Date:	N/A
Council District:	2, 8	Revised End Date:	
USGBC LEED:	N/A		

Description: This reserve sets aside funding for the Silver Creek Development District 1A in the Contingent Lien District Fund to facilitate cost sharing agreements through special districts between private parties in regards to the construction of public improvements as required by the City for development purposes. The district collects contingent assessments from properties that benefit from the improvements constructed or are to be constructed, and reimburses those who have either financed or constructed the improvements. Any remaining funds will be liquidated to the appropriate parties in the event that all improvements are constructed and all contingent assessments are collected for the respective district.

Developer Assisted Projects

2017-2021 Proposed Capital Improvement Program

Summary of Reserves

Project Name:	Silver Creek Development District 1B Reserve	Initial Start Date:	N/A
5-Year CIP Budget:	\$198,175	Revised Start Date:	
Total Budget:	\$198,175	Initial End Date:	N/A
Council District:	2, 8	Revised End Date:	
USGBC LEED:	N/A		

Description: This reserve sets aside funding for the Silver Creek Development District 1B in the Contingent Lien District Fund to facilitate cost sharing agreements through special districts between private parties in regards to the construction of public improvements as required by the City for development purposes. The district collects contingent assessments from properties that benefit from the improvements constructed or are to be constructed, and reimburses those who have either financed or constructed the improvements. Any remaining funds will be liquidated to the appropriate parties in the event that all improvements are constructed and all contingent assessments are collected for the respective district.

PAGE IS INTENTIONALLY LEFT BLANK