

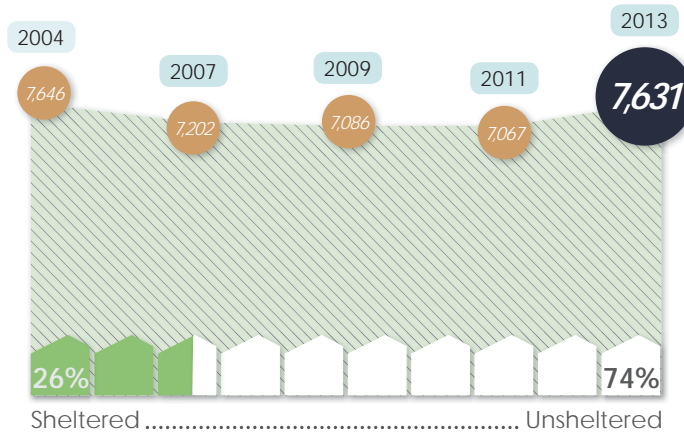
SANTA CLARA COUNTY

2013 Homeless Census & Survey


Every two years in January, communities across the country conduct comprehensive counts of their homeless population to gain a better understanding of the individuals who are currently experiencing homelessness, and to apply for federal funding for homeless programs.

The 2013 Santa Clara County Point-in-Time Count was a community-wide effort conducted on January 29th and 30th, 2013. In the weeks following the street count, a survey was administered to 856 unsheltered and sheltered homeless individuals, in order to profile their experience and characteristics.

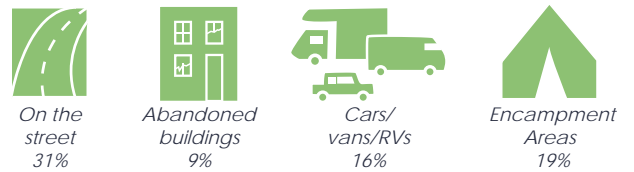
HOMELESS CENSUS NINE-YEAR TREND



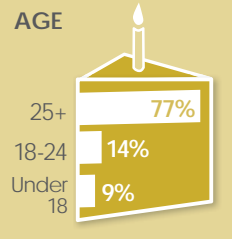
SHELTERED INCLUDES:



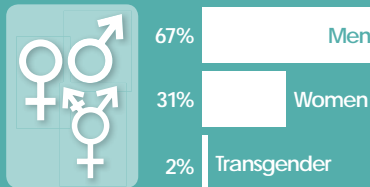
UNSHELTERED INCLUDES:



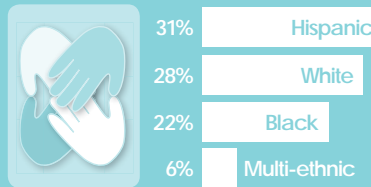
AGE



GENDER



ETHNICITY (TOP 4 RESPONSES)



FOSTER CARE

(respondents that have ever been in the system)

16%

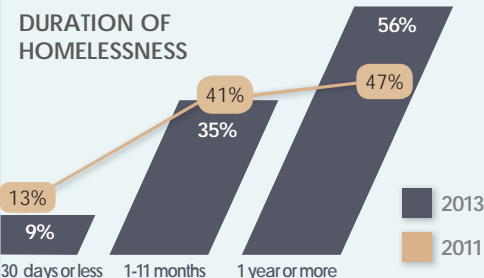
FIRST TIME HOMELESSNESS

Yes (46%)
No (54%)



52% of those experiencing homelessness for the first time had been homeless for one year or more

DURATION OF HOMELESSNESS

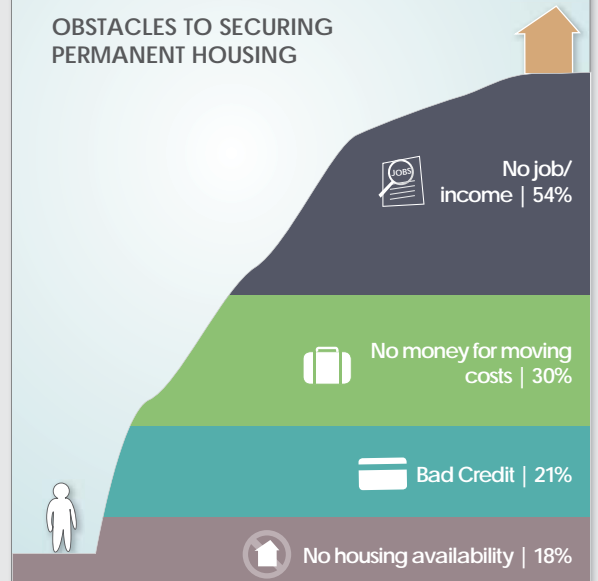


93%

of survey respondents said YES when asked if they would want affordable permanent housing were it available.

YES!


OBSTACLES TO SECURING PERMANENT HOUSING



What is a disabling condition?

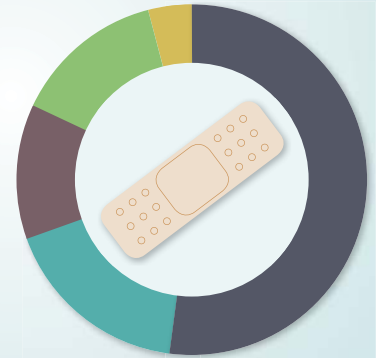
A disabling condition is defined here as a physical disability, mental illness, chronic depression, alcohol or drug abuse, chronic health problems, HIV/AIDS, Post-traumatic Stress Disorder (PTSD), or a developmental disability.

64%
of survey respondents reported a disabling condition.



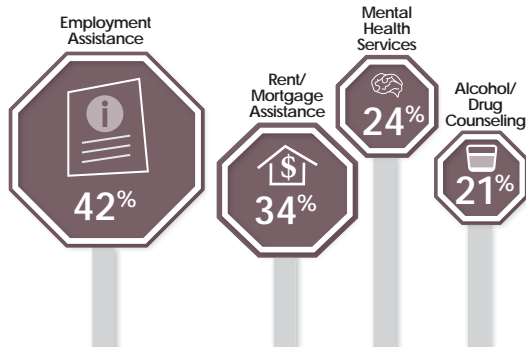
DISABLING CONDITIONS

- Mental illness* (51%)
- Substance abuse (17%)
- Chronic physical illness (12%)
- Physical disability (14%)
- Developmental disability (4%)




* Mental illness includes PTSD, depression, and other mental illnesses including bipolar and schizophrenia.
Note: Multiple response question, numbers will not total to 100%.

WHAT MIGHT HAVE PREVENTED RESPONDENTS' HOMELESSNESS (TOP 4 RESPONSES)

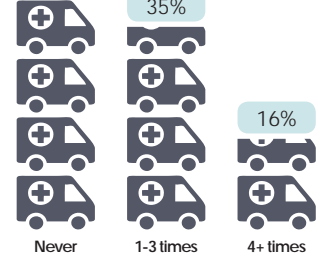


INCARCERATION



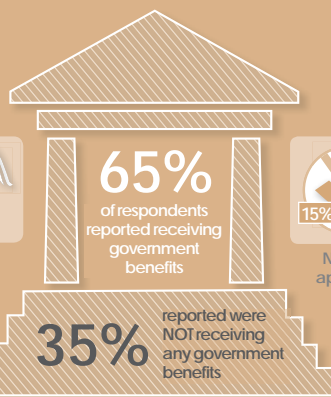
28% spent at least 1 or more nights in jail or prison in the past 12 months

EMERGENCY ROOM USE in the past 12 months



SERVICES & ASSISTANCE

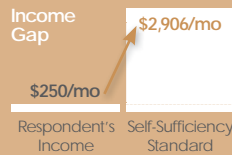
Government services received
(Top 3 Responses)



Reasons for NOT receiving government services
(Top 3 Responses)



is the amount that 71% of respondents reported as their total monthly income.



PANHANDLING

\$5.90

per day is the average income for those survey respondents who reported panhandling

Summary

These data provide a snapshot of those experiencing homelessness in Santa Clara County on January 29th and 30th. It provides a basic estimation of the number and characteristics of those experiencing homelessness on any given night in order to inform future service planning and provisioning efforts.